

OLIGONUCLEOTIDE THERAPEUTICS DEVELOPMENT SUPPORT SERVICES

CMC Development & Delivery Technologies Support,
Characterisation, Stability and Quality Control Services



Designing a specific characterisation or quality control strategy for oligonucleotides presents many challenges driven by the complexity of structure and absence of dedicated regulatory guidance.

Oligonucleotide Development Services

Oligonucleotide development, registration and quality control requires robust and accurate analytical support to characterise the product in terms of identity, purity, activity and to assess stability.

Research into products incorporating deoxyribonucleic acid (DNA), sense/antisense oligonucleotides, messenger ribonucleic acid (mRNA), interfering ribonucleic acid (RNAi)-based therapies and nucleic acid based aptamers has seen significant growth based on the potential that this class of molecules present as therapeutic agents.

The structural complexity of these products can present many challenges in both synthesis and analysis. This includes undesired backbone modifications, the quality of starting materials and random insertion/deletions which can result in improper sequence generation.

With a growing global development pipeline the safety, efficacy, purity, stability and activity of these products are a key area of concern for developers and regulatory authorities. Characterisation methods that are specific, robust and quantitative are required to progress development, achieve successful regulatory compliance as well as to ensure the continued quality of therapeutic oligonucleotides.

Our oligonucleotide expertise

Intertek, on behalf of our clients, have supported characterisation and quality control programmes for oligonucleotide based therapeutics since the inception of commercialisation of this product class.

Our oligonucleotide team develop strategies and analytical approach to support comprehensive characterisation, stability and long term quality control programmes. Incorporating a range of analytical approaches, these programmes are delivered from our Good Manufacturing Practice

(cGMP) laboratories to the latest regulatory guidance.

Expertise and experience in the field is essential to ensure that the optimal analytical approach is applied, a consequence of the complexity of oligonucleotide chemistry and structure. For example, oligonucleotides are known to be sensitive to alkali metal adduct formation, which directly impact the sensitivity of mass spectrometry-based analysis. To address this challenge, Intertek has commissioned dedicated chromatographic and mass spectrometry capabilities which minimise the risk of alkali metal adduct formation and minimise baseline noise.

The potential for administration through inhaled delivery routes has been steadily growing in importance as this presents a more desirable mode of non-invasive route for self-administration of various classes of oligonucleotides, not only for the treatment of respiratory diseases through targeted delivery to the lungs, but also as an alternative route to parenteral administration.

Our experts provide development support, including formulation, device selection / compatibility, and analytical development from both the molecule (structure, physicochemical properties, potency) and delivery performance

aspects (delivered dose, delivery rate, aerodynamic droplet size distribution, etc).

Structure, sequence, chain length

Mass spectrometry is a critical tool in supporting oligonucleotide analytics. Intertek utilise high-resolution mass spectrometry to determine mass and confirmation/ determination of sequence.

An extensive and diverse selection of additional instrumentation is required to provide comprehensive assessment with emphasis often placed on the application of orthogonal approaches. For example, when considering assessment of chain length distribution, capillary gel electrophoresis (CGE) and ion exchange high-performance liquid chromatography (IEX-HPLC) are often applied in combination.

Nuclear magnetic resonance (NMR) and Fourier transform infrared spectroscopy (FTIR) are utilised to assess a number of key quality attributes, such as monitoring the distribution and type of internucleoside linkage (phosphodiester P=O, phosphorothioate P=S, methyl phosphonate, phosphonate or any other modified phosphate).

Service overview

- Method Development & Validation
- Identity and Assay
- GMP Release and Stability Testing
- Physico-chemical Characterisation
- Structure, Sequence, Chain Length
- Internucleoside Linkages Analysis
- Higher-order Structure Determination
- Cell Based Assay for Potency
- Purity Determination & Impurities Analysis
- ICH Stability Studies
- Extractables / Leachables
- Development Support for Inhaled or Nasal Drug Delivery

In addition, ^{31}P NMR can also be used to monitor general composition of the molecular backbone. A detailed characterisation package would include:

- Mass determination and sequence confirmation/determination by MS
- Nucleobase composition by High performance liquid chromatography (HPLC)
- Internucleoside linkages modifications (ion exchange HPLC and ^{31}P NMR)
- Chain length using gel electrophoresis (CGE, PAGE) or ion exchange HPLC
- Molecular backbone composition (PS/PO ratio by ^{31}P NMR)
- Spectroscopic profile (FTIR, NMR)

Physicochemical characterisation

- Optical rotation
- pH, pKa and moisture content
- Intact molecular weight by Electrospray ionization (ESI-MS or High resolution ESI-MS)
- Melting temperature (T_m) by NMR, or Circular Dichroism (CD)
- UV spectra (λ_{max} , λ_{min}) and determination of Extinction coefficient

Purity and impurities analysis

Determination of purity and levels of product and process-related impurities presents a fundamental attribute for continued quality control of oligonucleotides products. Our scientists apply a combination of chromatographic and spectroscopic methods to determine product related impurities including:

- Addition sequences (n+1, n+2, etc.)
- Deletion sequences (n-1, n-2, etc.)
- Phosphodiester analogs
- Depurinated sequences
- Partially deprotected sequences
- Aggregated sequences

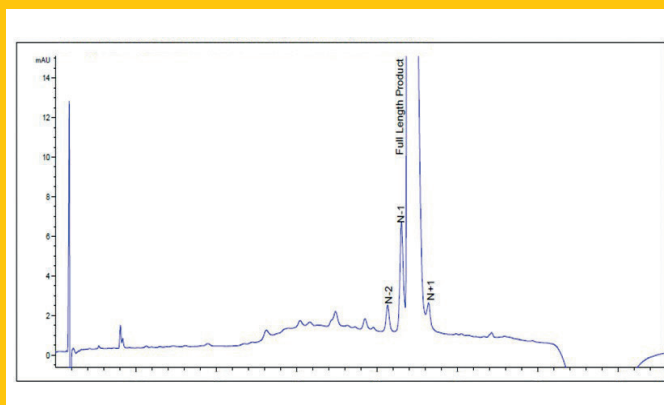
Prior to implementation of any purity and impurity quality control strategy, our team perform comprehensive product characterisation to ensure the final remit of analytics incorporates all potential product or process impurities. This would typically include stressing of material and identification of potential degradation pathways as well as inherent impurity identification using mass spectrometry and or NMR. Once degradation is understood, our team develop and validate methods for assessing all degradation products including those formed via depurination, depyrimidation or aggregation. Application of orthogonal approaches is critical for ensuring complete coverage and includes methods such as gel electrophoresis (SDS-PAGE), size exclusion chromatography (SEC) and dynamic light scattering (DLS).

Successful quality control strategy is not based solely on analysis of the final product, but includes testing of amidite starting materials and assessment of batch to batch variation in raw material quality which has significant impact on the purity of the final product.

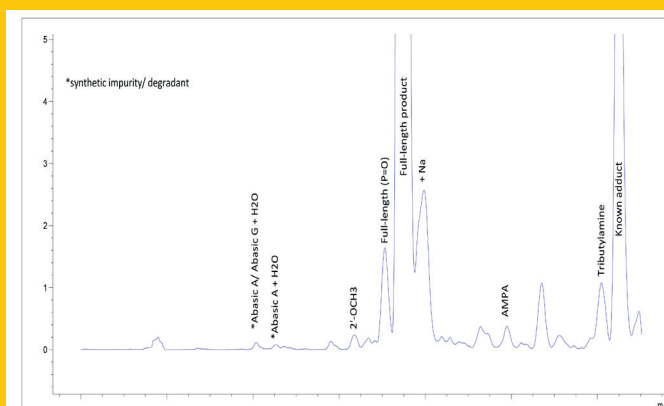
CASE STUDY: Purity Analysis and Impurities Determination by RP-LC-UV-MS

The purity of the an oligonucleotide drug product can be characterised with reverse phase LC-UV-MS which allows highly efficient separation of synthetic oligonucleotides for example to meet the needs of a stability program time point test.

This approach presents a rapid method of determining the % purity, impurity profile and identity of the oligonucleotide product by comparing the main peak retention time with that of a reference material, the % purity can be calculated. Individual impurities and total impurities can also be determined.



a) Drug Product UV Chromatogram showing the oligonucleotide main peak and other peaks indicating presence of n+1, n-1 and n-2 sequences



b) Drug Product MS spectrum under main peak

Process residual impurities including organic volatile impurities (OVI) or residual solvents, are typically quantified by gas chromatography (GC) with flame ionization detection (FID) or mass spectrometry (MS).

Our specialists quantify inorganic molecules, metals, inorganic salts, catalysts, cleavage reagents, and counterions, quantified by coupled plasma (ICP), MS or OES. Alkali metal, adducts (in particular sodium) are determined using chromatographic methods.

Stability programmes

We conduct integrated stability programmes for oligonucleotides incorporating ICH storage and testing to cGMP. We also provide method development and validation of stability indicating tests.


- Appearance, water content, pH
- Assay by HPLC
- Sulphur content
- Sodium content by ICP-MS or Sodium adduct by HPLC
- Mass Spectrometry

- Impurities or s-truncation determination by LC-UV-MS, IEX
- Aggregation by SEC
- Higher Order Structure by CD
- Biological activity
- Melting temperature (T_m) by NMR
- Microbiology

Total Quality Assurance

Our teams have over 20 years of experience in the strategic application of orthogonal analytical techniques for oligonucleotides therapeutics with a heritage of supporting GMP manufacturing and regulatory submission requirements. Our Total Quality Assurance expertise can support your development helping you to progress from initial characterisation and CMC through to longer-term long term quality control. We deliver innovative and bespoke Assurance, Testing, Inspection and Certification solutions for our customers' operations and supply chains.



 UK +44 (0)161 721 5247

 oligos@intertek.com

 [intertek.com/oligonucleotides](https://www.intertek.com/oligonucleotides)