

JS Biosciences Product and Service Guide

PART1 CONTENTS

About JSBio	03
Our Markets	03
R&D Capabilities	03
Industrial production capacity	03
Supply Chain and Logistics Management	03-04

PART2 About Product Guide

Strengths	05
Packaging forms and Specifications of JSBio Media	05
Recombinant Protein Production Media CHO Cell Culture Media for Fed-batch and Perfusion Culture	06-07
HEK293 Cell Culture Media	07-08
Hybridoma Cell Culture Media	08
Insect Cell Culture Media	08
T&NK Cell Culture Media	09
Stem Cell Culture Media	09
BHK-21 Cell Media	09
LMH Cell Culture Medium	09
MDCK Cell Culture Medium	10
PK-15 Cell Culture Medium	10
ST Cell Culture Medium	10
F81 Cell Culture Medium	10
Classical Media	11-12
Related Reagent Products	13

PART3 Services

Custom Media Manufacturing (Powder & Liquid)	15
Media Formulation Development	15
Cell Culture Process Development	16
Analytical service	17



About JSBio

Founded in 2011, JSBio is a leading Chinese provider of high-quality cell culture media and related technical services, serving research, biotech, and pharmaceutical clients globally.



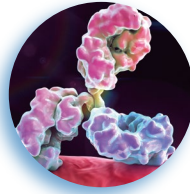
Our Markets



Human Vaccine



Vet Vaccine



Recombinant Protein



Cultivated Meat

R&D Capabilities

Leveraging cellular metabolomics and a seasoned R&D team, JSBio develops and manufactures over 200 high-performing, serum-free cell culture media (including CHO and HEK293 series). Their state-of-the-art R&D center and analytical platform enable customized solutions and process optimization for clients, addressing complex production challenges and improving product quality.



20+
years of culture medium development experience



50+
people in the culture medium R & D team



200+
independently developed culture media



30+
product applications in the commercialization stage



10+
well-known domestic and international scientific research institutes and institutions are in cooperation



10+
core technologies and product patents

Industrial Production Capacity

JSBio flaunts multiple production lines for dry & liquid media in different plants. With ISO-certified unified quality system, stable supply chain, intelligent manufacturing and warehousing, it secures efficient production. Annual dry powder output in Nantong exceeds 1000 tons, ranking it among the largest globally and a leading force in the field.

Form	Volume	Batch	Type	Grade	Site
Dry powder	1KG	Ten-liters	Pin-milling	Experimental Level	Lanzhou
Dry powder	50KG	Kiloliters	Pin-milling	Experimental Level	Lanzhou
Dry powder	50KG	Kiloliters	Pin-milling	GMP	Nantong
Dry powder	190KG	Ten-kiloliters	Pin-milling	GMP	Lanzhou
Dry powder	380 KG	Ten-kiloliters	Pin-milling	GMP	Lanzhou
Dry powder	850 KG	Ten-kiloliters	Pin-milling	GMP	Nantong
Dry powder	6000 KG	Hundred-kiloliters	Pin-milling	GMP	Nantong
Liquid	200 L	Kiloliters	C+A Manual Filling	Experimental Level	Lanzhou
Liquid	200 L	Kiloliters	C+A Manual Filling	GMP	Nantong
Liquid	1000 L	Kiloliters	B+A Automatic Filling	GMP	Nantong

Supply Chain and Logistics Management

At JSBio, we take pride in our seamless supply chain and logistics management, ensuring the highest quality products reach our customers with speed and precision.



- Three production facilities in Asia Pacific with same quality standards. Easily transfer production. Ensure supply in special circumstances.
- Strict raw material management. Qualified suppliers. 1+1+N principle (at least one Chinese and one foreign supplier)



- Build a sound logistics network and cooperate with professional logistics companies to ensure the rapid and safe arrival of goods.
- Scientifically inspect transportation conditions, support the rationality of transportation scenarios with data, and track and monitor the whole process.
- Provide personalized logistics solutions, customize packaging, labeling, and delivery methods to meet diverse customer needs.



- The fully automatic unmanned intelligent warehouse (AS/RS) combined with an information system ensures the safe storage and efficient management of materials.
- Reasonably plan the high-bay warehouse shelf layout and storage capacity to improve storage efficiency and space utilization.
- Strictly control temperature and humidity, regularly clean and disinfect, and prevent pests and rodents to ensure an excellent environment in warehouses in different areas.
- The factory implements separate storage of products awaiting inspection, qualified products, and unqualified products to prevent confusion.
- Implement strict inbound and outbound management systems to accurately record, classify, and label goods and update inventory information in a timely manner.

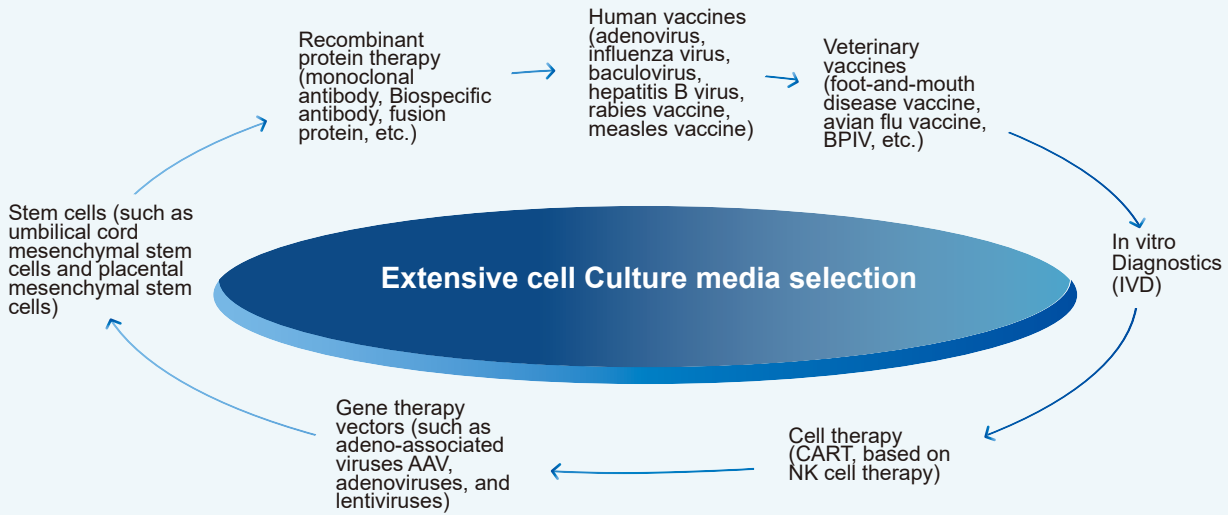
Quality System Certification

Adhering to the highest international standards within the cell culture medium industry, we have obtained prestigious quality system certifications such as ISO13485 and ISO9001, and have successfully completed the registration of Class 1 medical devices. Our rigorous raw material management practices encompass a meticulous screening process for both materials and suppliers, ensuring that the stringent quality requirements for end product production are consistently met. For instance, the culture media utilized in the production of human biological products adhere to the standards set forth by the Chinese Pharmacopoeia, the US Pharmacopoeia, and the European Pharmacopoeia.



Product Guide

JSBio offers a comprehensive range of cell culture media and related products, including basal, feed, and transfection media tailored for various cell lines such as CHO, HEK 293, insect cells, BHK21, MDCK, MDBK, VERO, SF9, PK15, Marc-145, and others. Our cell culture media are widely used in multiple biotechnology fields, including recombinant protein therapeutics, in vitro diagnostics, cell therapy, stem cell research, gene therapy vector production, and the development of human and veterinary vaccines. By delivering high-quality and efficient cell culture solutions, JSBio supports the entire process from basic research to clinical applications, driving innovation and growth in the biopharmaceutical industry.



Strengths



TSE/BSE declaration can be provided



Production meets cGMP standards



Consistently excellent batch-to-batch quality



Flexible packaging selection



Significant increase in product yield



Three major international manufacture sites ensure fast and stable supply



Customizable components of catalog culture media

Packaging forms and Specifications of JSBio Media



Liquid in Bottles:
500 mL/ 1000 mL



Dry Powder in PP Buckets / Aluminum Foil Bags:
2 L/ 5 L/ 10 L/ 50 L/
100 L/ 500 L

Recombinant Protein Production Media

CHO Cell Culture Media for Fed-batch and Perfusion Culture

CHO cells are commonly utilized as host cells in the biopharmaceutical industry for producing recombinant proteins like antibodies, cytokines, and enzymes. The transient transfection method with CHO cells not only enables rapid sample generation for early-stage research but also aids in assessing the expression potential of target proteins within CHO cells. All CHO cell transient culture media provided are chemically defined and free from animal-derived components, facilitating high levels of product expression. This medium is serum-free and animal-component free.

Fed-batch Culture

Product	Catalog No.	Form	Package Size	Description
CD CHO 031	88031-585	Dry powder	2 L, 10 L, 50 L, 100 L, Customized	Base medium, suitable for CHO-S, DG44, CHO-K1, CHOZN and other cells
	88031-20090	Liquid	500 mL, 1000 mL	
CD CHO 041	88041-1330	Dry powder	2 L, 10 L, 50 L, 100 L, Customized	Base medium, suitable for CHO cells domesticated in Dynamis medium
	88041-23011	Liquid	500 mL, 1000 mL	
CD CHO 045	88045-1633.1	Dry powder	2 L, 10 L, 50 L, 100 L, Customized	Base medium, suitable for CHOZN, CHO-K1Q and other cells
	88045-24033.1	Liquid	500 mL, 1000 mL	
ALLY CHO 100a	99169-1512	Dry powder	2 L, 10 L, 50 L, 100 L, Customized	Feed, used with ALLY CHO 100b and base media
ALLY CHO 100b	99169-1473	Dry powder	2 L, 10 L, 50 L, 100 L, Customized	Feed, used with ALLY CHO 100a and base media
ALLY CHO 300a	99190-1426	Dry powder	2 L, 10 L, 50 L, 100 L, Customized	With 80.0g/L glucose /D-Glucose
ALLY CHO 300b	99169-1580	Dry powder	2 L, 10 L, 50 L, 100 L, Customized	Without glucose /D-Glucose
CD Feed 020	99171-1510	Dry powder	2 L, 10 L, 50 L, 100 L, Customized	Feed, used with CD Feed 017 and base media
CD Feed 018	99155-1333	Dry powder	2 L, 10 L, 50 L, 100 L, Customized	Feed, used with CD Feed 017 and base media
CD Feed 017	99035-1250	Dry powder	2 L, 10 L, 50 L, 100 L, Customized	Feed, used with CD Feed 020/018 and base media
CD Feed 021	99173-1531	Dry powder	2 L, 10 L, 50 L, 100 L, Customized	Feed, significantly improve the purity of bispecific antibodies

Perfusion Culture

Product	Catalog No.	Form	Package Size	Description
APEX CHO 100	88100-1497	Dry powder	2 L, 10 L, 50 L, 100 L, Customized	Base medium/feed

CHO Media for Transient Transfection

Product	Catalog No.	Form	Package Size	Description
Trans CHO	88044-1430	Dry powder	2 L, 10 L, 50 L, 100 L, Customized	Base medium, suitable for CHO-K1 and CHO-S cells, Suitable for electroporation and chemical transfection
	88044-23034	Liquid	500 mL, 1000 mL	
Enhance Trans S1	99158-1431	Dry powder	2 L, 10 L, 50 L, 100 L, Customized	Feed, used with Trans CHO and Enhance Trans S2
	99158-23035	Liquid	500 mL, 1000 mL	
Enhance Trans S2	99160-1432	Dry powder	2 L, 10 L, 50 L, 100 L, Customized	Feed, used with Trans CHO and Enhance Trans S1
	99160-23036	Liquid	250 mL, 500 mL, 1000 mL	
ALLY Feed 100	99182-1597	Dry powder	2 L, 10 L, 50 L, 100 L, Customized	Feed, used with Trans CHO, suitable for all CHO cells
	99182-24005	Liquid	500 mL, 1000 mL	

Trans CHO Kit

CHO cells are commonly utilized as host cells in the biopharmaceutical industry for producing recombinant proteins like antibodies, cytokines, and enzymes. The transient transfection method with CHO cells not only enables rapid sample generation for early-stage research but also aids in assessing the expression potential of target proteins within CHO cells. All CHO cell transient culture media provided are chemically defined and free from animal-derived components, facilitating high levels of product expression. This medium is serum-free and animal-component free.



Product	Catalog No.	Components	Type	Form	Package Size
Trans CHO Kit	33001	Trans CHO	Base Medium	Liquid	1000 mL
		Trans CHO Feed	Feed	Liquid	200 mL
		CHO Enhancer	Expression Enhancer	Liquid	5 mL
		Trans 1	Transfection Reagents	Liquid	7.5 mL
		Trans z	Transfection Reagents	Liquid	2 mL

HEK-293 Cell Culture Media

HEK-293 cells, commonly used for recombinant protein production, are human embryonic kidney cells. The CD 293 series of media, manufactured under cGMP conditions, are chemically defined culture mediums devoid of animal-derived components. These media support high-density growth and efficient transfection expression of various HEK-293 cells, including the production of viral vectors like adeno-associated viruses, lentiviruses, and adenoviruses. This medium is serum-free and animal-component free.

Product	Catalog No.	Form	Package Size	Description
CD 293 01	11203-1238	Dry powder	2 L, 10 L, 50 L, 100 L, Customized	Base medium
	11203-22052	Liquid	500 mL, 1000 mL	
CD 293 02	11204-1239	Dry powder	2 L, 10 L, 50 L, 100 L, Customized	Base medium
	11204-22053	Liquid	500 mL, 1000 mL	
CD 293 FA	99151-1524	Dry powder	2 L, 10 L, 50 L, 100 L, Customized	The Feed, typically used in conjunction with CD 293 FB to improve stable protein expression
	99151-23060	Liquid	500 mL, 1000 mL	
CD 293 FC	99151-1327	Dry powder	2 L, 10 L, 50 L, 100 L, Customized	The Feed, typically used in conjunction with CD 293 FB to improve transient protein expression
	99151-23016	Liquid	500 mL, 1000 mL	
CD 293 FB	99035-1242	Dry powder	2 L, 10 L, 50 L, 100 L, Customized	The Feed, typically utilized in conjunction with CD 293 FA or FC, at a dosage of 1/10th the amount of CD 293 FA and FC
	99035-23004	Liquid	500 mL, 1000 mL	
ALLY Feed 100	99182-1597	Dry powder	2 L, 10 L, 50 L, 100 L, Customized	Feed, used with base medium
	99182-24005	Liquid	500 mL, 1000 mL	

Trans293 Kit

The Trans293 Kit expression system contains the basal medium CD 293 06 (Basal Medium) and the feed medium ALLY Feed 100 (Feed Medium) as the fully chemically defined medium, which does not contain serum, hydrolysate and any animal-derived components. It is suitable for high-density suspension culture of different subtypes of HEK293 cells and can achieve high-level expression of recombinant proteins and antibodies.



Product	Catalog No.	Components	Type	Form	Package Size
Trans 293 Kit	33002	CD 293 06	Base Medium	Liquid	1000 mL
		ALLY Feed 100	Feed	Liquid	200 mL
		HEK293 Enhancer	Expression Enhancer	Liquid	10 mL
		293 PEI Pro	Transfection Reagents	Liquid	10 mL

Hybridoma Cell Culture Media

Hybridoma technology is a widely employed and effective approach for acquiring monoclonal antibody sequences. Our chemically defined hybridoma cell culture medium is free from animal-derived components and facilitates high product expression. This medium is serum-free and animal-component free.

Product	Catalog No.	Form	Package Size	Description
HY01	22318-1429	Dry powder	2 L, 10 L, 50 L, 100 L, Customized	Base medium, used with supplementary CD 293 FA/FB to achieve higher titer
CD SP 01	12101-1532	Dry powder	2 L, 10 L, 50 L, 100 L, Customized	Base medium, used with supplementary CD 293 FA/FB to achieve higher titer
	12101-23063	Liquid	500 mL, 1000 mL	

Insect Cell Culture Media

Insect cells are a prominent system for expressing recombinant proteins due to their post-translational modification capabilities, adaptability to diverse protein types, high expression levels, ease of amplification, and safety for vertebrates. Our insect cell culture medium, produced under cGMP conditions, is a serum-free medium without any animal-derived components. This medium supports high-density growth of insect cells such as Sf9, Sf21, H5, and facilitates high product expression.

Product	Catalog No.	Form	Package Size	Description
IT SFM 03	11009 - 1353	Dry powder	2 L, 10 L, 50 L, 100 L, Customized	Base medium, Serum Free, Animal Component Free
	11009 - 23027	Liquid	500 mL, 1000 mL	
TE030	99156 - 1329	Dry powder	2 L, 10 L, 50 L, 100 L, Customized	Feed, used with IT SFM 03; Serum Free, Animal Component Free
	99156 - 23015	Liquid	500 mL, 1000 mL	
Insect SFM 1407	11003-1407	Dry powder	2 L, 10 L, 50 L, 100 L, Customized	

T and NK Cell Culture Media

T cells and NK cells have significant research and clinical application value. T Cell 01 is a universal serum-free culture medium that can cultivate both T cells and NK cells. Except for human serum albumin, this culture medium does not contain any animal derived components. T Cell 01 culture medium is produced under cGMP conditions to ensure compliance with the quality requirements of cell therapy products for the culture medium.

Product	Catalog No.	Form	Package Size	Description
T Cell 01	11902-1533	Dry powder	2 L, 10 L, 50 L, 100 L, Customized	The base medium is Serum Free, and used for culture and amplification of T and NK cells
	11902-23064	Liquid	500 mL, 1000 mL	

Stem Cell Culture Media

Stem cells are a type of cells with self-proliferation and multi-directional differentiation potential. Under certain conditions, they can differentiate into various functional cells. Mesenchymal stem cells (MSCs) do not exhibit rejection during allogeneic transplantation and are widely used in basic medical research and drug development. The stem cell culture medium of JSBio is produced under cGMP conditions, meeting the quality requirements of the culture medium for stem cell production. It can support the efficient expansion of MSCs in vitro and maintain their pluripotency. This medium is serum-free and animal-component free.

Product	Catalog No.	Form	Package Size	Description
Stem Cell 1	11901-1492	Dry powder	2 L, 10 L, 50 L, 100 L, Customized	The base medium is used for stem cell culture and multi potential preservation
	11901-23049	Liquid	500 mL, 1000 mL	

BHK-21 Cell Culture Medium

Designed for BHK-21 cells, JSBio BHK Cell Culture Media support high-density suspension culture of BHK-21 cells and enable efficient production of viruses such as foot-and-mouth disease and pseudorabies, including low-serum media, serum-free media, and virus production enhancers.

Product	Catalog No.	Form	Package Size	Description
VM09	77013-228	Dry powder	2 L, 10 L, 50 L, 100 L, Customized	Low-serum culture medium, used in combination with 3% serum
BHK LSM 361	77020-361	Dry powder	2 L, 10 L, 50 L, 100 L, Customized	Low-serum culture medium, used in combination with 1% serum
BHK SFM 363	10302-363	Dry powder	2 L, 10 L, 50 L, 100 L, Customized	Serum-free medium
BHK SFM 1385	10302-1385	Dry powder	2 L, 10 L, 50 L, 100 L, Customized	Serum-free medium
BHK PM 835	10304-835.1	Dry powder	2 L, 10 L, 50 L, 100 L, Customized	Maintenance medium
Feed F (10000X)	99154-23010	Liquid	100 mL, 500 mL	Virus enhancer
Feed V (10000X)	99154-23009	Liquid	100 mL, 500 mL	Virus enhancer

LMH Cell Culture Medium

The LMH cell culture medium is highly effective in supporting the growth and proliferation of LMH adherent cells, facilitating efficient intracellular expression of avian adenovirus. This serum-free, protein-free and animal component-free medium, significantly reduces downstream purification costs. It has been widely utilized in various avian adenovirus vaccine production projects.

Product	Catalog No.	Form	Package Size	Description
LMH SFM 777	11301-777	Dry powder	2 L, 10 L, 50 L, 100 L, Customized	Serum Free, Animal component-free, serum-free
LMH SFM 1516	11301-1516	Dry powder	2 L, 10 L, 50 L, 100 L, Customized	Serum Free, Animal component-free, serum-free

MDCK Cell Culture Medium

The MDCK SFM 1415 medium facilitates rapid adaptation of adherent MDCK cells to suspension culture, while supporting serum-free, high-density growth of MDCK suspension cells, and enhancing the efficient expression of avian influenza viruses. Being a serum-free medium free of any animal-origin components, it significantly reduces downstream purification costs in bioprocessing applications.

Product	Catalog No.	Form	Package Size	Description
MDCK SFM 1415	10405-1415.1	Dry powder	2 L, 10 L, 50 L, 100 L, Customized	Serum Free Media, Animal component-free, serum-free

PK-15 Cell Culture Medium

PK15 SFM 1464 medium facilitates rapid adaptation of adherent PK15 cells to suspension culture, enabling serum-free, high-density growth of PK15 suspension cells, and enhancing efficient expression of porcine viruses. This medium is serum-free and animal- component free.

Product	Catalog No.	Form	Package Size	Description
PK15 SFM 1464	10702-1464	Dry powder	2 L, 10 L, 50 L, 100 L, Customized	Serum Free Media
BD004	77003-358	Dry powder	2 L, 10 L, 50 L, 100 L, Customized	Serum Free Media

ST Cell Culture Medium

The CD ST 323 medium facilitates rapid adaptation of adherent ST cells to suspension culture, enabling serum-free and high-density growth of ST suspension cells, and enhancing the efficient expression of porcine viruses. This chemically defined medium is protein-free and free from animal-origin components.

Product	Catalog No.	Form	Package Size	Description
CD ST 323	10604-323	Dry powder	2 L, 10 L, 50 L, 100 L, Customized	Serum Free Media
BD004	77003-358	Dry powder	2 L, 10 L, 50 L, 100 L, Customized	Serum Free Media
CD ST 258	10604-258	Dry powder	2 L, 10 L, 50 L, 100 L, Customized	Basal medium
CD ST PM 199	10605-199	Dry powder	2 L, 10 L, 50 L, 100 L, Customized	Maintenance medium

F81 Cell Culture Medium

F81 LSM 801 is a low-serum medium designed to support the suspension growth of F81 cells. It reduces the serum requirement to 3.0% during cell passaging, facilitating process scale-up while shortening the cell doubling time and reducing production and purification costs. It is used for F81 cell adaptation, passaging, expansion, scale-up, and virus production.

Product	Catalog No.	Form	Package Size	Description
F81 LSM 801	11401-801	Dry powder	2 L, 10 L, 50 L, 100 L, Customized	Low serum medium
ExpVirus A	99166-22039	Liquid	500 mL, 1000 mL	Feed
ExpVirus B	99167-22040	Liquid	500 mL, 1000 mL	Feed

Classical Media

JSBio can provide all classic culture medium products, such as DMEM, MEM, HAM'S F12, RPMI 1640, M199, etc. From raw material selection to the application of advanced production processes, it ensures providing a high-quality growth environment for cells and supports stable cell proliferation and efficient expression. Moreover, it has outstanding research and development capabilities and rich experience in the field of culture media. It can conduct precise and efficient culture medium optimization for different cell types and specific culture needs and ensure stable supply chains.

Product	Catalog No.	Description					Application
		L-Gln	Gluc	Phenol Red	Sodium Pyruvate	HEPES	
DMEM	66001-005	4.0 mM	4.5 g/L	+	+	-	High glucose DMEM medium is commonly applied to rapidly growing and low-adherent cells, promoting cellular differentiation and supporting the growth of a wide variety of adherent mammalian cells.
	66001-077	-	4.5 g/L	-	+	-	
	66001-404	4.0 mM	4.5 g/L	+	-	-	
	66001-417	4.0 mM	4.5 g/L	+	-	-	
	66001-007	4.0 mM	1.0 g/L	+	+	-	Low glucose DMEM medium is suitable for slow-metabolizing, anchorage-dependent cells and helps maintain a low-differentiated state of the cells.
	66001-434	4.0 mM	1.0 g/L	+	-	+	
	66001-815	-	-	-	-	-	

Product	Catalog No.	Description					Application
		L-Gln	Gluc	Phenol Red	Sodium Pyruvate	HEPES	
MEM (NEAA)	66003-001	2.0 mM	1.0 g/L	+	-	-	• Widely used for the cultivation of various suspended and adherent mammalian cell types
	66003-796	-	1.0 g/L	-	-	-	
	66003-583	-	1.0 g/L	+	-	-	• MEM enriched with NEAAs minimizes the adverse effects of endogenous non-essential amino acid production during cell culture, effectively enhancing cell proliferation and metabolic activities.
	66003-795	-	1.0 g/L	+	-	-	
	66003-785	2.0 mM	1.0 g/L	+	-	-	

Product	Catalog No.	Description					Application
		L-Gln	Gluc	Phenol Red	Sodium Pyruvate	HEPES	
Alpha-MEM With Nucleosides and Deoxyribonucleosides	66024-455	2.0 mM	1.0 g/L	+	+	-	• For use with a wide range of suspended and adherent mammalian cells
Alpha-MEM Without Nucleosides and Deoxyribonucleosides	66024-818	2.0 mM	1.0 g/L	+	+	-	• Commonly employed as a selection medium for DG44 and other DHFR-negative cell lines.

Product	Catalog No.	Description					Application
		L-Gln	Gluc	Phenol Red	Sodium Pyruvate	HEPES	
DMEM/ F12	66005-004	-	-	-	+	-	Used to support the growth of a variety of mammalian cells, including fibroblasts, human endothelial cells, glial cells, MDCK cells, and others.
	66005-050	2.5 mM	3.2 g/L	+	+	-	
	66005-206	2.5 mM	-	-	+	-	
	66005-269	2.5 mM	3.2 g/L	-	+	-	

Product	Catalog No.	Description					Application
		L-Gln	Gluc	Phenol Red	Sodium Pyruvate	HEPES	
RPMI 1640	66004-021	2.0 mM	2.0 g/L	+	-	-	Initially developed primarily for the cultivation of suspension cells (currently also utilized for the culture of a variety of adherent cell types).
	66004-104	2.0 mM	2.0 g/L	-	-	-	
	66004-441	2.0 mM	2.0 g/L	+	-	-	
	66004-442	2.0 mM	2.0 g/L	+	-	-	

Product	Catalog No.	Description					Application
		L-Gln	Gluc	Phenol Red	Sodium Pyruvate	HEPES	
M199	66006-039	0.7 mM	1.0 g/L	+	-	-	Primarily used for the culture of chicken embryo fibroblast cells.
	66006-438	0.7 mM	1.0 g/L	-	-	-	
	66006-439	0.7 mM	1.0 g/L	+	-	-	

Product	Catalog No.	Description					Application
		L-Gln	Gluc	Phenol Red	Sodium Pyruvate	HEPES	
IMDM	66007-448	4.0 mM	4.5 g/L	+	+	+	Highly enriched medium, suitable for rapid proliferation and high-density cultures.
	66007-074	4.0 mM	4.5 g/L	+	+	+	
	66007-732	4.0 mM	4.5 g/L	+	+	+	

Product	Catalog No.	Description					Application
		L-Gln	Gluc	Phenol Red	Sodium Pyruvate	HEPES	
Ham's F-12	66009-437	1.0 mM	1.8 g/L	+	+	-	Suitable for single-cell culture and clonal propagation, serving as a common classical medium in serum-free culture systems.
GMEM	66024-455	2.0 mM	1.0 g/L	+	+	-	Commonly employed as a selection medium for DG44 and other DHFR-negative cell lines.
McCoy's 5A	66026-450	1.5 mM	3.0 g/L	+	-	-	Supports a wide variety of primary cells and challenging-to-culture cells such as lymphocytes.
Leibovitz's L-15	66027-449	-	0.9 g/L	+	+	-	Supports in vitro culture of HEp-2, LLC-MK2 cells, and primary embryonic and adult tissues, with successful viral propagation achieved in this medium for multiple virus types.

Related Reagent Products

JSBio's Celsource series encompasses a range of reagents and supplements used throughout the cell culture process, which mainly consist of balanced salts, biological buffers, cell culture additives, cell dissociation reagents, cell cryopreservation solutions, and cell culture-grade water.

Product	Characteristics	Catalog No.	Description
PBS	Without Calcium ions, Magnesium ions, or Phenol Red.	99001-014	Washing solutions, cryopreservation media, and culture media for embryos, tissues, and cells.
DPBS	Without Calcium ions, Magnesium ions, or Phenol Red.	99002-640	Washing solutions, cryopreservation media, and culture media for embryos, tissues, and cells.
HBSS	With Calcium ions, Magnesium ions, Glucose, Phenol red, and Sodium Bicarbonate.	99004-082	<ul style="list-style-type: none"> The salt composition in HBSS buffer is more complex than in PBS and DPBS, and it contains glucose, providing a simple nutrient source for cells. Used for washing tissue blocks, organs, or cells in vitro experiments, transporting cells or tissues, preparing cell culture reagents, acting as a diluent for cell counting, and also applicable in experiments involving cellular uptake and transport.
	With Calcium ions, Magnesium ions, Glucose, and Phenol Red; Without NaHCO ₃ .	99004-119	
	With Calcium Ions, Magnesium Ions, Glucose; Without Phenol Red and NaHCO ₃ .	99004-602	
EBSS	With Calcium ions, Magnesium ions, Glucose, NaHCO ₃ , and Phenol red.	99003-368	<ul style="list-style-type: none"> It serves in the same capacity for tissue/organ washing, cell/tissue transportation, reagent preparation for cell culture, and as a diluent for cell counting, as well as being used for inducing autophagy in cells in vitro. For storing tissues in a CO₂ incubator, EBSS is required.
	With Calcium ions, Magnesium ions, Glucose, NaHCO ₃ ; Without Phenol Red.	99003-369	
	With Calcium Ions, Magnesium Ions, Glucose; Without Phenol Red and NaHCO ₃ .	99003-419	
	With Calcium Ions, Magnesium Ions, Glucose, and Phenol Red; Without NaHCO ₃ .	99003-518	
	With Calcium Ions, Magnesium Ions, Glucose, Phenol Red, and Sodium Bicarbonate.	99003-072	

Product	Catalog No.	Description	Form and Package Size
HEPES	99005-22012	Adding 10-25 mM HEPES provides supplementary buffering capacity	Liquid:100mL/ 250mL/ 500mL/ 1000mL/ Customized
Tris-HCl	99006-22013	it is widely used as a solvent for proteins and nucleic acids	

A person wearing a blue protective suit, mask, and gloves is working in a laboratory. They are handling a large red biohazard bag and a stainless steel container. The scene is brightly lit, and the person is focused on their task.

Services

Custom Media Manufacturing (Powder & Liquid)

JSBio provides cGMP-compliant media manufacturing services to our customers for small-scale custom media used in product testing and early development and also for commercial-scale media used in the production of biological products from IND to commercial stage. We use the same manufacturing technology and quality system for both small-scale production and commercial-scale manufacturing. We ensure the consistency of product quality in the two processes and improve the efficiency of technology transfer.

	Rapid Small Scale	Commercial Scale
Capacity	<ul style="list-style-type: none"> Liquid: 1 - 200 L Dry powder: 1 - 50 kg 	Dry powder: 50 - 6000 kg
Lead Time	18 days	30 - 45 days
cGMP-Compliance	Yes	Yes
Raw Materials	<ul style="list-style-type: none"> cGMP-qualified raw materials Customized raw material sourcing 	
Manufacturing Technology	Continuous pin-milling for powder	
Release Testing	Standard or custom testing by request	
Packaging	Foil Bags, Drums (1 - 50 kg), Bulk Bags (100 - 1000 kg)	

Custom Media Manufacturing Services Includes

Customer's Formulation

JSBio Customized Formulation

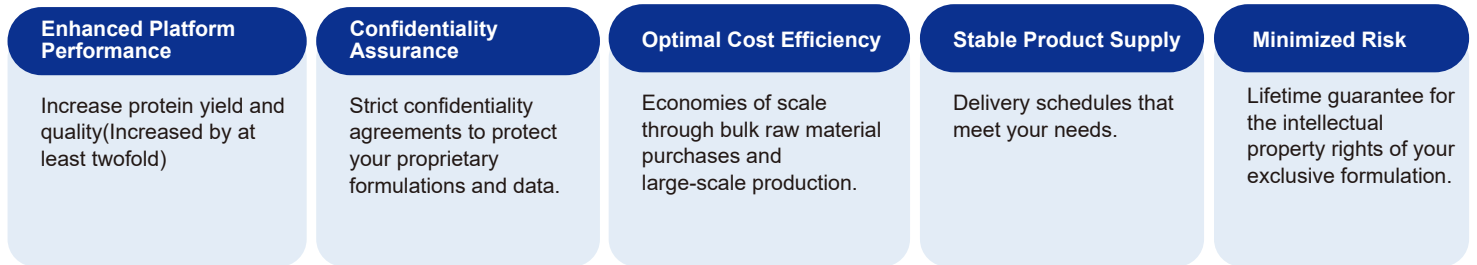
Services Flow Chart



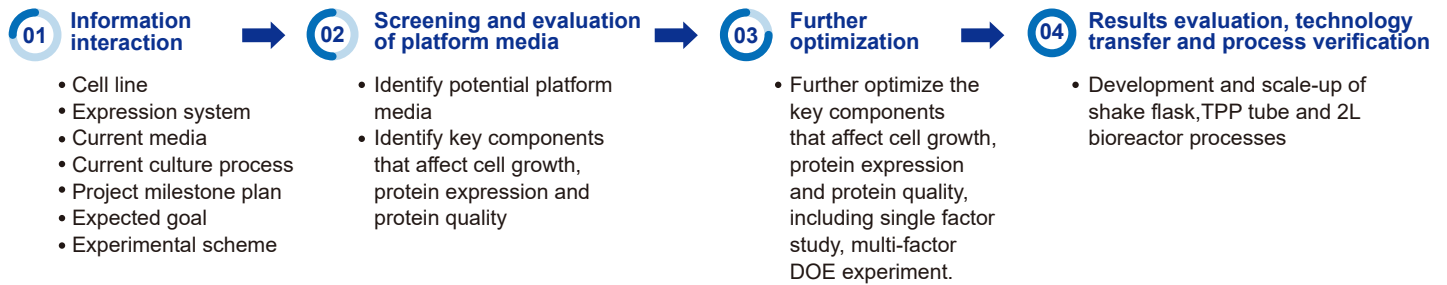
Media Formulation Development

Different cell lines, including CHO, HEK 293, insect cells, and others, have unique nutritional requirements. Standard commercial cell culture media often fail to meet these specific demands, which can impact protein yields and quality. Additionally, relying on a single supplier can lead to challenges in controlling costs, delivery times, and long-term supply stability.

JSBio is committed to developing "customized cell culture media formulations" tailored specifically for your unique cell lines. Our customized solutions can help you achieve:



Develop Process



Service Pattern & Deliverables

Service pattern	Formulation development fully entrusted to JSBiosciences	Formulation development by customer itself
Deliverables	<ul style="list-style-type: none"> Technical report on culture medium development and optimization Technology transfer support Commissioned production 	<ul style="list-style-type: none"> Experimental scheme Platform media Feeding reagent Data analysis Technical support Commissioned production

JSBio is your dependable cell culture technology partner. Boasting extensive experience and a professional team, we can offer services in cell culture process development, such as optimization of culture conditions (inoculum density, agitation rate, aeration, temperature, pH, etc.), and process scale-up, to help you achieve higher product yields and enhanced quality. At the same time, we will fully support your IND and BLA submissions.

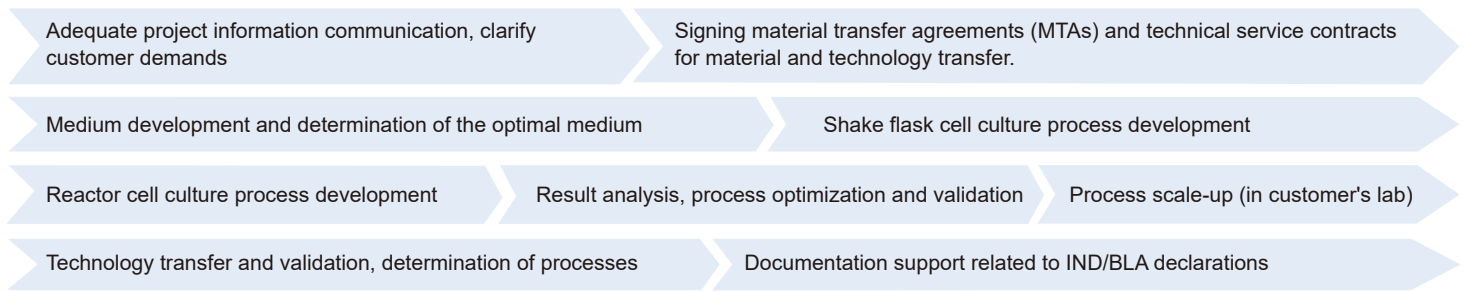
Recombinant protein upstream production process

- Fed-batch process development platform (CHO, HEK-293)
- Perfusion culture process development platform (CHO, HEK-293)

Viral vaccine upstream production process

- Serum adherent culture process platform
- Low serum adherent culture process platform (Vero, MRC-5/2BS, Marc-145)
- Serum-free adherent culture process platform (Vero)
- Low serum suspension culture process platform (BHK-21, F81)
- Serum-free suspension culture process platform (BHK-21, 293FT/T, LMH, MDBK, MDCK, PK-15, PMA, Sf9/H5, ST)

Cell Culture Process Development Flow:



Analytical Services

We've set up various validated methods for quantifying analytes and characterizing protein products. Rigorous quality control and compliance with regulations ensure reliable data. Our expertise, resources, and advanced equipment/labs enable quality analysis and testing to help your company reach its full potential.

Test Item	Analyte	Typical Techniques
Raw materials and impurities	<ul style="list-style-type: none"> Amino acids Pluronic acid Polysorbate 20 and 80 Vitamins, organic acids Metals and salts 	ICP-MS, LC with CAD, RI, QDa, FLD, UV-Vis
Cell culture media	<ul style="list-style-type: none"> Amino acids Vitamins Osmolality Trace elements Appearance Solubility pH 	LC-MS, ICP-MS, HPLC, Turbidimeter, Osmometer
Spent media and metabolomics	<ul style="list-style-type: none"> Amino acids Vitamins Organic acids Fatty acids Intermediate metabolites 	LC-MS
Physicochemical analysis	<ul style="list-style-type: none"> Particle distribution, residual moisture, loss on drying, TOC, metals (K, Na, Fe, Mg, Ca, etc.), trace elements (Cu, Mn, Zn, etc.) 	Oven, Karl-Fischer, ICP-MS, TOC analyzer, Laser Particle Size Analyzer
Protein product quality attributes	<ul style="list-style-type: none"> SEC, AEX, CEX, RP, HIC, CE-SDS (reduced and non-reduced), ICIEF, CIEF, extinction coefficient, molecular weight by LC-MS, glycosylation 	HPLC, PA800, Maurice, LC-MS, LC-FLD
Antibody potency	<ul style="list-style-type: none"> Bioactivity Binding activity 	Cell-based assay (ADCC, CDC), ELISA, Frotebio
Characterization analysis	<ul style="list-style-type: none"> Molecular weight (intact, reduce/deglycosylation), N/C-terminal sequence analysis, N-glycosylation site confirmation, disulfide bond analysis, PTM, sequence coverage, drug modification site, peptide mapping, isomerization analysis 	LC-MS
Process related impurity	<ul style="list-style-type: none"> Protein A, DNA, HCP, insulin, PF68 	ELISA, qPCR, LC
Microbiological testing	<ul style="list-style-type: none"> Sterility, endotoxin, mycoplasma, bioburden 	Scan RDI, Microplate reader, qPCR

JS Biosciences Co., Ltd.

Locations:

CN: Lanzhou, Nantong, Shanghai
Busan, South Korea | Pleasanton, CA, USA

Contact Us:

400-004-6572 | marketing@jjianshunbio.com | www.jjianshunbio.com
400-00GOJSB