



JSBio's efficient Trans CHO Kit, encompassing CHO chemically defined media, feed media, expression enhancers, and transfection reagents. These components have been synergistically optimized to maximize protein yield and expression efficiency.

Key Features

- **Chemically Defined Media:** Suitable for CHO cells, it is free of animal-derived components, hydrolysates, phenol red, and EDTA, ensuring high-quality and high-density suspension cultures.
- **Feed:** Used in conjunction with the base medium, it significantly boosts antibody production quantity and quality.
- **Expression Enhancers:** Stimulates rapid protein secretion by the cells over a short period.
- **High-Efficiency Transfection Reagents:** An optimized transfection protocol ensures swift and effective gene integration.

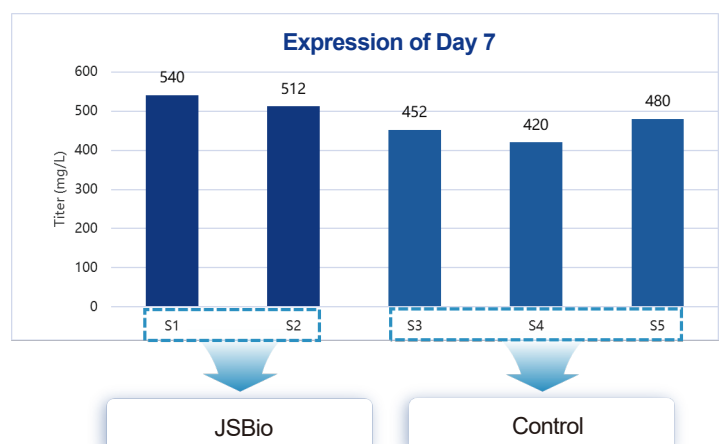
Key Benefits

- Dramatically amplifies protein expression yields and efficiency.
- Eliminates the need for cell line acclimatization, boosting strain productivity.
- Centrifugation-free process for a streamlined and efficient operational workflow.
- Offers a market-leading cost-to-performance ratio, slashing initial project outlays significantly.

Cases

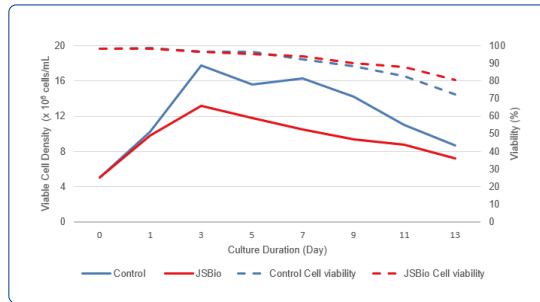
Case 1

Rigorous testing validated JSBio's standardized protocol for its CHO transient protein expression system, delivering enhanced yields and consistent results. Our system achieves protein expression yields exceeding 500 mg/L by Day 7 post-transfection, outperforming the leading imported brand in productivity.

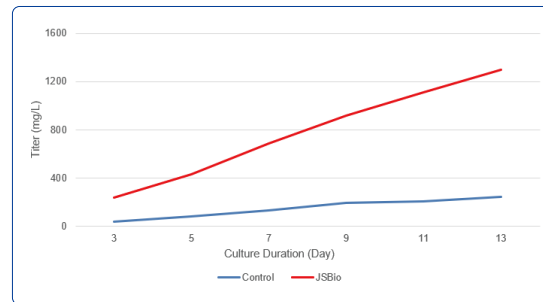


Case 2

The Trans CHO Kit excels in antigen and antibody expression, achieving superior cell viability, density, and yields with CHO-K1 cells at 5×10^6 cells/mL. Expressions peaked at 500 mg/L on day 5, and 900 mg/L by day 7, and soared to 1,300 mg/L by day 13, meeting a broad range of client needs.



CHO-K1: Live Cell Density & Viability



CHO-K1: Protein Expression Yield

Case 3

In critical factor analysis, our transfection reagent—optimized through stringent screening—outperformed electroporation in protein yield by day 5 post-transfection, underscoring its efficacy in enhancing expression levels.

Sample Name	JSBio	Electroporation
	Expression(mg/L)	Expression(mg/L)
1	484.141	460.120
2	186.959	184.681
3	3.118	No Expression
4	352.895	358.939

Ordering Information

Product	Catalog No.	Type	Form	Package Size
Trans CHO	33001	Basal medium	Liquid	1000 mL
Trans CHO Feed		Two-in-one feed	Liquid	200 mL
CHO Enhancer		Expression enhancer	Liquid	5 mL
Trans 1		Transfection reagents	Liquid	7.5 mL
Trans Z		Transfection reagents	Liquid	2 mL

JS Biosciences Co., Ltd.

Locations:
Shanghai, CN
Busan, South Korea
Pleasanton, CA, USA

Contact Us:
400-004-6572
400-00GOJSB
marketing@jjanshunbio.com
www.jjanshunbio.com



Scan the QR code to follow us on LinkedIn